



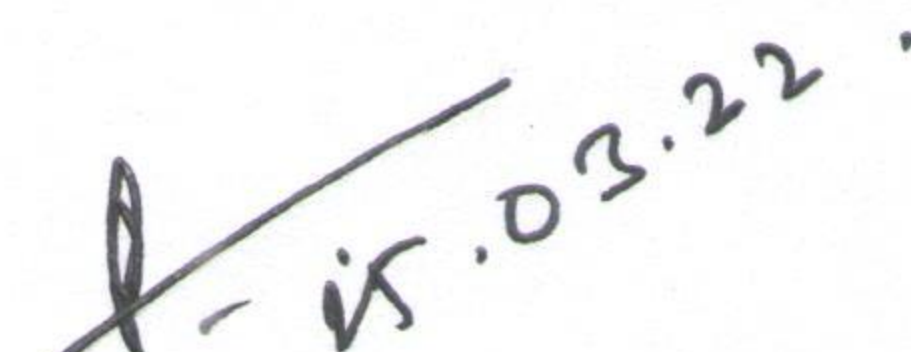
CERTIFICATE

Schedule of assets and Income/Expenditure statement for the claim highlighting the amount is uploaded in the University website. Expenditure incurred on maintenance of infrastructure (physical facilities and academic support facilities) excluding salary component year-wise during the last five years. Web link for the year wise statement is as follows:

► 4.4.1.1: Expenditure incurred on maintenance of infrastructure (physical facilities and academic support facilities) excluding salary component year-wise during the last five years (INR in lakhs)

- 2015-16
- 2016-17
- 2017-18
- 2018-19
- 2019-20

Expenditure incurred on maintenance of infrastructure (physical facilities and academic support facilities excluding salary component year-wise during the last five years (INR in lakhs)				
2019-20	2018-19	2017-18	2016-17	2015-16
1235.37	1559.82	1673.95	1358.22	1141.60


 (Prof. Prallad Debnath)
 Finance Officer (i/c)
Prof. Prallad Debnath
Finance Officer (i/c)
Tripura University
(A Central University)
Suryamaninagar, Tripura (W).


Annual Accounts 2017-18

(Form 01.04.2017 to 31.03.2018)

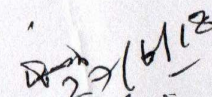
of

Tripura University

(A Central University)


U. K. DAS
Finance Officer,
Tripura University

Compiled by
Roy Ghosh & Associates
(Chartered Accountants)
3 C.R Avenue, 1st Floor Bharat Bhawan
Kolkata 700 072
(033) 2236-0048 | info@royghosh.in


Registrar (I/c)
Tripura University
Suryamaniaagar-799022

TRIPURA UNIVERSITY
(A Central University)
SURYAMANINAGAR, TRIPURA- (W)
Balance Sheet as at 31st March, 2018

Particulars	Sh No.	(Amount in Rupees)	
		Current Year	Previous Year
SOURCES OF FUND			
CORPUS FUND/CAPITAL FUND	1	2,02,13,30,733.76	2,97,05,87,095.09
DESIGNATED/EARMARKED/ENDOWMENT FUNDS	2	23,96,356.48	56,49,185.00
CURRENT LIABILITIES AND PROVISIONS	3	1,89,04,33,091.50	55,47,78,772.27
TOTAL		3,91,41,60,181.74	3,53,10,15,052.36
APPLICATION OF FUND			
FIXED ASSET			
Tangible Assets	4		
Intangible Assets		2,21,81,29,080.83	2,16,18,83,134.64
Capital Work in Progress		42,17,683.00	1,53,49,229.19
INVESTMENTS FROM EARMARKED/ENDOWMENT FUNDS	5	32,70,42,104.00	20,17,97,299.00
Long Term			
Short Term		9,28,346.85	-
INVESTMENTS - OTHERS	6	-	-
CURRENT ASSETS	7	-	-
LOANS/ADVANCES & DEPOSITS	8	79,87,55,967.04	76,64,44,089.68
TOTAL		56,50,87,000.02	38,55,41,299.85
Significant Accounting Policies		3,91,41,60,181.74	3,53,10,15,052.36
Contingent Liabilities & Notes to Accounts	23	-	-
	24	-	-

(U. K. DAS)
Finance Officer,
Tripura University

S. Faced
Registrar (I/c)
Tripura University
Suryamaninagar-799022



TRIPURA UNIVERSITY

(A Central University)

SURYAMANINAGAR, TRIPURA- (W)

Income & Expenditure Account for the year ended 31st March, 2018

Particulars	Schedule No.	Current Year	Previous Year
<i>(Amount in Rupees)</i>			
INCOME			
ACADEMIC RECEIPTS	9	9,01,04,182.46	5,83,73,589.87
GRANTS/SUBSIDIES	10	70,71,63,345.97	72,96,44,257.66
INCOME FROM INVESTMENTS	11	2,26,39,659.17	2,16,10,670.00
INTEREST EARNED	12	94,52,324.00	1,47,16,284.00
OTHER INCOME	13	25,96,121.04	41,59,735.00
PRIOR PERIOD INCOME	14	3,15,480.00	-
TOTAL (A)		83,22,71,112.64	82,85,04,536.53
EXPENDITURE			
STAFF PAYMENT & BENEFITS (ESTABLISHMENT EXPENSES)	15	1,58,80,35,404.00	58,88,98,238.65
ACADEMIC EXPENSES	16	3,17,14,841.26	3,49,20,753.25
ADMINISTRATIVE & GENERAL EXPENSES	17	11,94,33,696.35	8,13,11,278.61
TRANSPORTATION EXPENSES	18	43,79,628.00	49,06,097.00
REPAIR & MAINTENANCE	19	1,62,46,570.00	1,95,90,585.00
FINANCE COST	20	87,331.36	17,305.15
OTHER EXPENSES	21	-	-
PRIOR PERIOD EXPENDITURE	22	2,44,737.00	-
DEPRECIATION	4	10,82,89,027.47	11,39,89,746.00
TOTAL (B)		1,86,84,31,235.44	84,36,34,003.66
Balances being excess of Income over Expenditure (A-B)		-1,03,61,60,122.80	-1,51,29,467.13
Transfer To/From Designated Fund			
Building Fund			
Balance Being Surplus/(Deficit) Carried to Capital Fund		-1,03,61,60,122.80	-1,51,29,467.13
Significant Accounting Policies	23		
Contingent Liabilities & Notes to Accounts	24		

(U. K. DAS)
Finance Officer,
Tripura University

Registrar i/c
Tripura University



TRIPURA UNIVERSITY
(A Central University)
SURYAMANINAGAR, TRIPURA- (W)

SCHEDULE 16 - ACADEMIC EXPENSES

Particulars	Current Year			Previous Year		
	Plan	Non Plan	Total	Plan	Non Plan	Total
A) LABORATORY EXPENSES						
CONSUMABLE (PLAN)	41,84,872.00	-	41,84,872.00	18,23,010.00	-	18,23,010.00
CONSUMABLE (NON-PLAN)	-	60,30,861.00	60,30,861.00	-	42,62,037.87	42,62,037.87
CONSUMABLE (SCHOOL EDUCATION)						
B) FIELD WORK / PARTICIPATION IN CONFERENCE				5,85,671.00	-	5,85,671.00
TRAVEL GRANT (UAG)	2,49,839.00	-	2,49,839.00	6,09,222.00	-	6,09,222.00
C) EXPENSES ON SEMINAR / WORKSHOPS						
SEMINAR / CONFERENCE	6,94,430.00	-	6,94,430.00	18,98,562.00	-	18,98,562.00
WORKSHOP (UAS)						
D) PAYMENT TO VISITING FACULTY						
VISITING FELLOW	6,21,549.00	-	6,21,549.00	16,26,804.00	-	16,26,804.00
E) EXAMINATION						
EXAMINATION EXPENSES (PLAN)						
REMUNERATION	-	80,01,369.00	80,01,369.00	-	51,51,175.87	51,51,175.87
EXAMINATION EXPENSES (NON-PLAN)	-	9,95,506.00	9,95,506.00	-	40,31,324.00	40,31,324.00
ASSESMENT FEE (B. VOC)	1,09,600.00	-	1,09,600.00	1,02,011.44	-	1,02,011.44
F) STUDENT WELFARE EXPENSES						
STUDENT AMINITIES						
STUDENT WELFARE						
G) ADMISSION EXPENSES						
H) CONVOCATION EXPENSES						
I) PUBLICATION						
J) STIPEND / MEANS-CUM-MERIT				4,82,205.00	-	4,82,205.00
K) SUBSCRIPTION EXPENSES						
L) OTHERS (SPECIFY)						
FACULTY INDUCTION PROGRAMME	3,49,100.00	-	3,49,100.00	4,29,332.00	-	4,29,332.00
FACULTY IMPROVEMENT PROGRAMME	37,363.00	-	37,363.00	55,733.00	-	55,733.00
SCHOLARSHIP NON NET PHD.	95,90,181.00	-	95,90,181.00	1,25,40,948.00	-	1,25,40,948.00
EQUAL OPPOTUNITY CELL	1,26,989.00	-	1,26,989.00	1,02,372.00	-	1,02,372.00
NET COACHING CENTRE						
CONTINGENCY (NON-NET)	6,12,178.00	-	6,12,178.00	10,29,928.00	-	10,29,928.00
MEMBERSHIP FEE	-	1,11,004.26	1,11,004.26	-	1,40,411.32	1,40,411.32
WORKSHOP (B. VOC)						
GRAND TOTAL	1,65,76,101.00	1,51,38,740.26	3,17,14,841.26	2,13,35,804.19	1,35,84,949.06	3,49,20,753.25

S. Paul
Controller & Accountant

TRIPURA UNIVERSITY
(A Central University)
SURYAMANINAGAR, TRIPURA- (W)

SCHEDULE 17 - ADMINISTRATIVE & GENERAL EXPENSES.

Particulars	Current Year			Previous Year		
	Plan	Non Plan	Total	Plan	Non Plan	Total
A. INFRASTRUCTURE						
ELECTRIC BILL	-	1,24,63,947.00	1,24,63,947.00	-	1,10,58,774.00	1,10,58,774.00
B. COMMUNICATION						
POSTAGE & COURIER	-	2,20,945.00	2,20,945.00	-	7,41,147.00	7,41,147.00
STATIONERY EXP.	-	50,66,875.00	50,66,875.00	-	51,04,702.00	51,04,702.00
TELEPHONE BILL	-	9,92,074.00	9,92,074.00	-	12,43,148.00	12,43,148.00
C. OTHERS						
L) OTHER INFRASTRUCTURE						
SIGN BOARD (PLAN)	-	-	-	-	-	-
PRINTING EXP. (PLAN)	-	-	-	1,94,400.00	-	1,94,400.00
USER CHARGES	-	-	-	8,04,165.00	-	8,04,165.00
PRINTING EXP.	-	11,15,100.00	11,15,100.00	-	-	-
TA / DA (EXPART) EXP.	12,476.00	3,40,74,576.00	3,40,87,052.00	-	1,26,75,753.00	1,26,75,753.00
TA / DA (OFFICIAL) EXP.	-	83,75,238.00	83,75,238.00	-	77,58,585.00	77,58,585.00
PERSONAL FEES	-	31,20,522.00	31,20,522.00	-	28,58,481.00	28,58,481.00
ADVERTISING & DISPLAY	-	12,33,555.00	12,33,555.00	-	2,63,879.00	2,63,879.00
ANNUAL MAINTENANCE CONTRACT	-	71,76,051.00	71,76,051.00	-	50,39,490.00	50,39,490.00
CAMPUR BEAUTIFICATION	48,73,169.00	9,02,254.00	57,75,423.00	25,24,564.00	3,70,935.00	28,95,499.00
COMMUNITY RADIO CENTER	30,20,143.00	-	30,20,143.00	13,17,555.00	-	13,17,555.00
CONTINGENCY (PLAN)	43,941.00	-	43,941.00	-	-	-
CULTURAL FESTIVAL - UDBHASS	32,858.00	-	32,858.00	56,239.00	-	56,239.00
AIMA FEE	9,42,845.00	-	9,42,845.00	8,73,478.00	-	8,73,478.00
AIU FEE	-	26,500.00	26,500.00	-	-	-
CONTINGENCY EXP (NON PLAN)	-	50,000.00	50,000.00	-	56,005.75	56,005.75
EC & FC MEETING EXP.	-	48,04,382.85	48,04,382.85	-	48,89,963.86	48,89,963.86
GUEST HOUSE EXP.	-	1,70,907.00	1,70,907.00	-	11,22,403.00	11,22,403.00
LEGAL EXPENSES	-	1,90,426.00	1,90,426.00	-	86,611.00	86,611.00
MISC. EXP. (MAINTENANCE GRANT)	-	18,43,303.00	18,43,303.00	-	1,73,695.00	1,73,695.00
SIGN BOARD	-	3,763.00	3,763.00	-	-	-
	1,72,319.00	-	1,72,319.00	-	28,78,033.00	28,78,033.00



SPORTS BOARD	-	43,75,938.00	43,75,938.00	-	26,81,558.00	26,81,558.00
STUDY TOUR EXP.	-	3,10,540.00	3,10,540.00	-	1,00,331.00	1,00,331.00
WEBSITE MAINTENANCE	12,76,352.00	-	12,76,352.00	-	-	-
INSURANCE	-	5,91,891.00	5,91,891.00	-	2,98,454.00	2,98,454.00
OUTSOURCING STAFF (OUTSOURCING EXP.)	31,63,691.50	-	31,63,691.50	36,59,583.00	1,31,507.00	37,91,090.00
C. OTHERS						
SECURITY GUARD (OUTSOURCING EXP.)	1,02,71,229.00	-	1,02,71,229.00	77,08,246.00	-	77,08,246.00
SWEEPING & CLEANING (OUTSOURCING EXP.)	65,34,971.00	-	65,34,971.00	40,10,468.00	-	40,10,468.00
TA/DA (FDC) EXP	80,986.00	-	80,986.00	52,713.00	-	52,713.00
OUTSOURCING STAFF (OUTSOURCING EXP)- B. VOC	5,34,000.00	-	5,34,000.00	84,000.00	-	84,000.00
OUTSOURCING STAFF (OUTSOURCING EXP)- EOC	2,34,000.00	-	2,34,000.00	36,000.00	-	36,000.00
TA/DA (B. VOC)	10,27,154.00	-	10,27,154.00	4,16,843.00	-	4,16,843.00
CONSUMABLE (B. VOC)	78,000.00	-	78,000.00	-	-	-
CONTINGENCY (B. VOC)	26,774.00	-	26,774.00	39,569.00	-	39,569.00
GRAND TOTAL	3,23,24,908.50	8,71,08,787.85	11,94,33,696.35	2,17,77,823.00	5,95,33,455.61	8,13,11,278.61



TRIPURA UNIVERSITY
(A Central University)
SURYAMANINAGAR, TRIPURA- (W)

SCHEDULE 19 - REPAIR & MAINTENANCE

Particulars	(Amount in Rupees)					
	Current Year			Previous Year		
	Plan	Non Plan	Total	Plan	Non Plan	Total
A) BUILDING	84,84,487.00	-	84,84,487.00	84,72,967.00	-	84,72,967.00
B) FURNITURE & FIXTURES	-	29,987.00	29,987.00	68,642.00	27,411.00	96,053.00
C) PLANT & MACHINERY	1,57,500.00	1,29,407.00	2,86,907.00	1,14,850.00	85,362.00	2,00,212.00
D) OFFICE EQUIPMENT	1,06,710.00	16,360.00	1,23,070.00	48,594.00	15,494.00	64,088.00
E) COMPUTERS	-	24,600.00	24,600.00	70,360.00	-	70,360.00
F) LABORATORY & SCIENCE EQUIPMENTS	1,71,174.00	11,000.00	1,82,174.00	1,99,791.00	11,500.00	2,11,291.00
G) AUDIO VISUAL EQUIPMENT	-	-	-	-	-	-
H) CLEANING MATERIAL & SERVICES	9,57,317.00	49,997.00	10,07,314.00	-	-	-
I) BOOKS BINDING CHARGES	-	-	-	-	-	-
J) GARDENING	96,000.00	-	96,000.00	31,822.00	-	31,822.00
K) ESTATE MAINTENANCE	-	-	-	-	-	-
L) OTHER INFRASTRUCTURE	70,797.00	-	70,797.00	55,91,309.00	13,655.00	56,04,964.00
M) ELECTRICAL WORKS (NON-PLAN)	-	75,245.00	75,245.00	-	1,10,374.00	1,10,374.00
N) REPAIR & MAINTENANCE	6,13,858.00	1,02,540.00	7,16,398.00	9,11,442.00	-	9,11,442.00
O) ELECTRICAL WORKS (PLAN)	51,49,591.00	-	51,49,591.00	38,17,012.00	-	38,17,012.00
P) OTHER INFRASTRUCTURE (SCHOOL OF EDUCATION)	-	-	-	-	-	-
Q) TRANSPORTATION	-	-	-	-	-	-
GRAND TOTAL	1,58,07,434.00	4,39,136.00	1,62,46,570.00	1,93,26,789.00	2,63,796.00	1,95,90,585.00

